

Ellen Millar

Bereavement  
Services Manager

South Lanarkshire  
Council



# Background

South Lanarkshire Council was formed in April 1996 bringing together large industrial towns, market towns, villages, and farming communities creating the 5<sup>th</sup> largest local authority in Scotland. The authority was made up of areas from 4 previous authorities of Clydesdale District Council, East Kilbride District Council, Hamilton District Council and Glasgow Council.



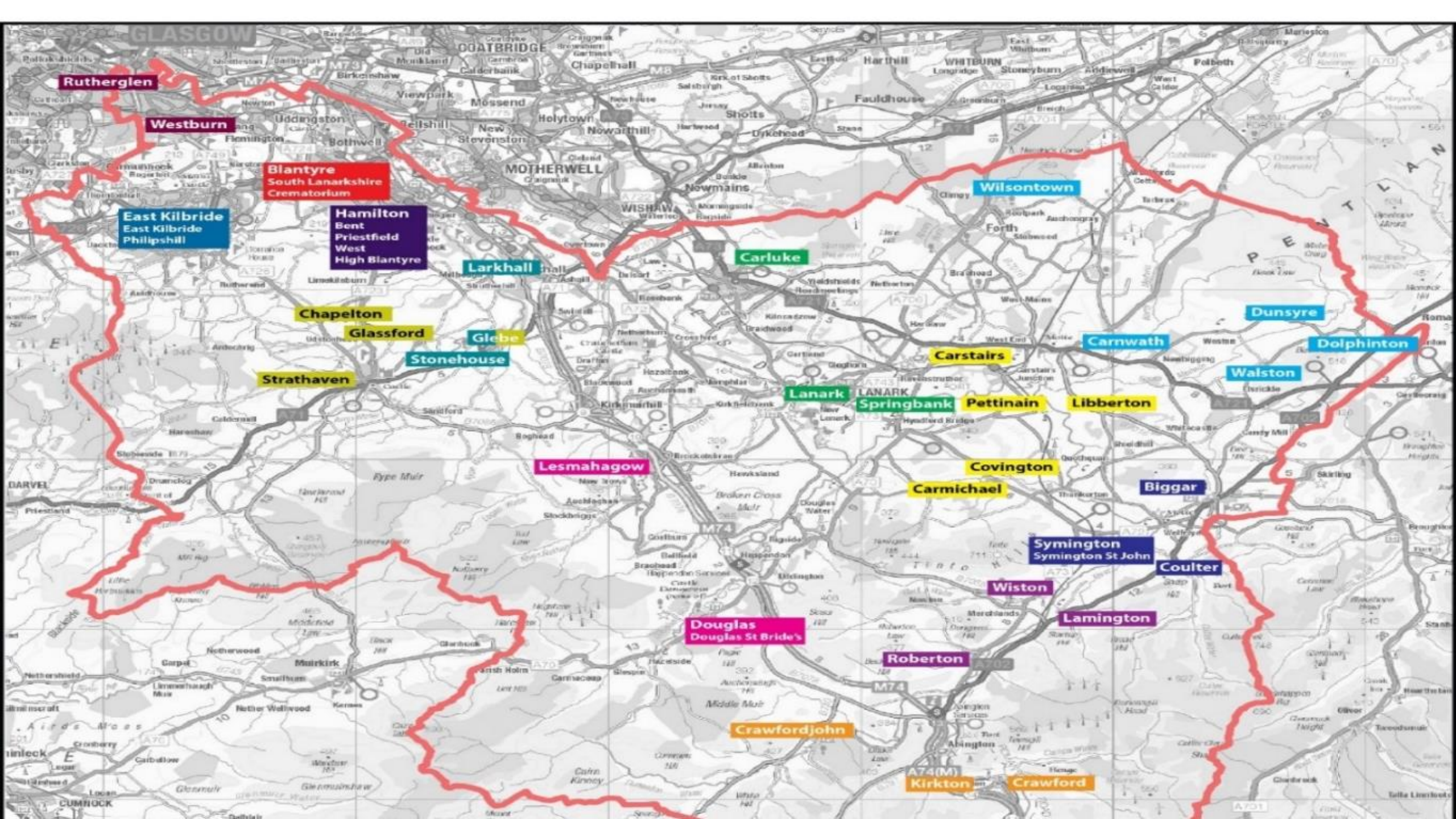
The Council has an area of 684 square miles and a population of 327,430 (as at June 2022).

There are 55 cemeteries within the local authority, for which we provide operational works. These include churchyards, small rural cemeteries, and large urban cemeteries. Within the 55 cemeteries, there are 2 cemeteries which are privately owned and for which the Council carries out excavation works required for burials.

We operate one crematorium, South Lanarkshire Crematorium in Blantyre. The crematorium opened in September 2006 and this opening was the formation of our Bereavement Services.

The next slide will show the locations of the cemeteries and crematorium and demonstrates the geographical area that the authority covers.





Rutherglen

Westburn

Blantyre  
South Lanarkshire  
Crematorium

East Kilbride  
East Kilbride  
Philipshill

Hamilton  
Bent  
Priestfield  
West  
High Blantyre

Larkhall

Carluke

Wilsontown

Chapelton

Glassford

Glebe

Stonehouse

Strathaven

Carstairs

Carnwath

Dunsyre

Dolphinton

Walston

Lanark  
Springbank

Pettinain

Libberton

Covington

Carmichael

Biggar

Symington  
Symington St John

Coulter

Wiston

Lamington

Douglas  
Douglas St Bride's

Roberton

Crawfordjohn

Kirkton

Crawford

# Data Analysis

Although there was an awareness of the changing dynamics of our services an analysis had never been carried out. Therefore, the starting point was to understand how the burial and cremation demands have changed over the years, what did they look like in the past, what the present looked like and what the future projection looked like.

Using the starting year of 2007 which was the first full year the crematorium had been operating we were able to:

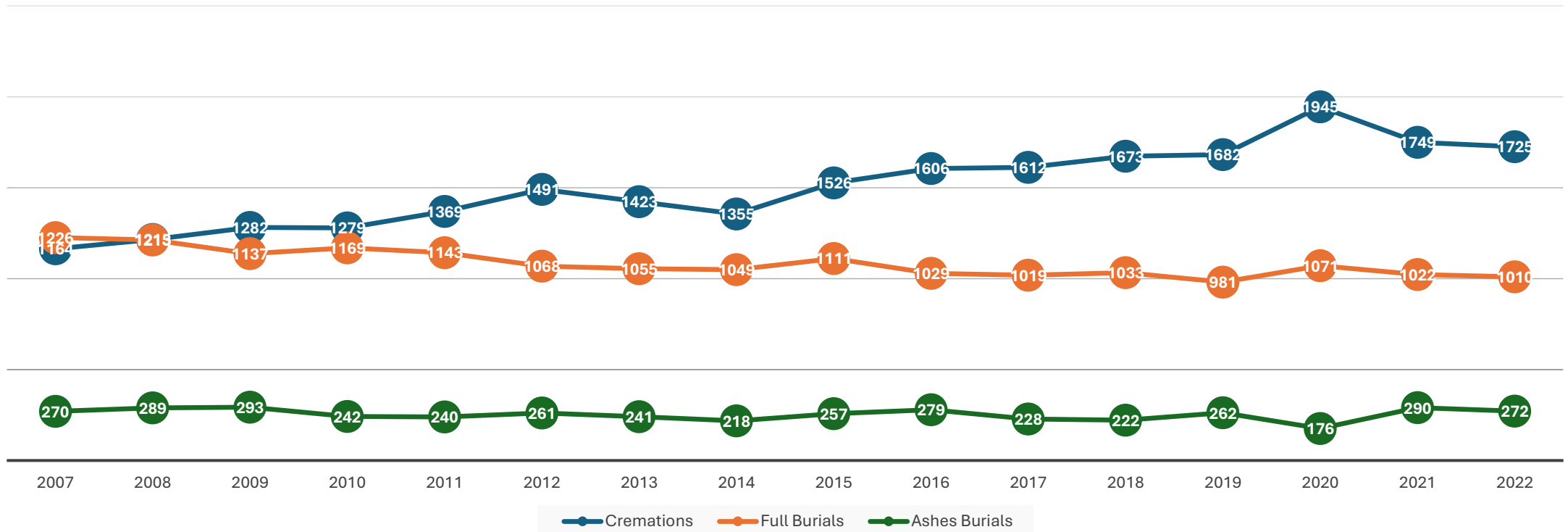
Demonstrate the changing requirements of the community between burials and cremations and the trend of declining burial requirements and the increase of cremation numbers.

Analyse the uptake of our differing cremation service times

The following slide demonstrates the decline of burial requests and the increase in cremation over the period 2007 – 2022, along with the changing requests in ashes only burials.

# Service Type Analysis

Cremations, Full Burials, Ashes Burials  
2007 to 2022

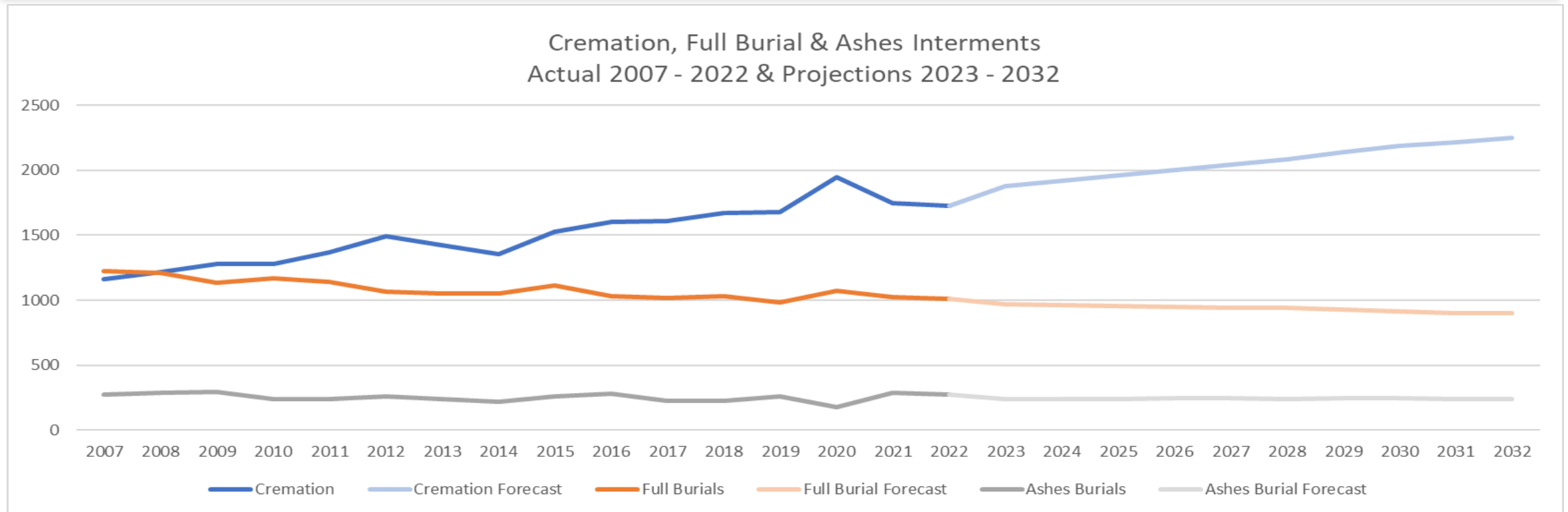




# Projection

Using the produced data of declining burials and increasing cremations we looked at the projection over a 10 year period.

Following the national trends, we can see the forecast of continuing decline of burials and increase of cremations.



# Data Usage

- On-going land provision is becoming more difficult to source as available land use changes for community requirements and the ability of land to be used for burials. The cost of providing new cemeteries have a huge financial impact for Local Authorities. Therefore, using the data produced allowed consideration to be given to achieving maximum land use throughout the Council area whilst maintaining our legal obligation to provide burial ground, including:
  - Stop selling right of burial in advance of burial to protect ground for on-going burials
  - Using our legislative and procedural powers actively seek to reclaim burial ground for which the right of burial has been purchased in advance and where no interments have taken place in the last 40 years.
  - Creating catchment areas for our cemeteries which gives a larger service area for the communities.
  - Look at the boundaries of our existing cemeteries for potential areas to extend.
  - Data produced for unused lairs allowing for more detailed analysis of each cemetery to investigate any ground which may have been left unused previously for various reasons:
    - Insufficient depth recorded previously for full burial could be ashes only ground
    - Missed ground for operational reason (i.e. leaving space in adverse weather conditions)
    - Memorabilia at ground preventing the opening of graves.

# Catchment areas of South Lanarkshire (Urban)

	Hamilton/ Blantyre	East Kilbride	Cambuslang /Rutherglen	Strathaven	Larkhall/ Stonehouse
<b>Bent</b>		East Kilbride	Rutherglen	Chapelton	Glebe*
<b>Priestfield</b>		Philipshill	Westburn	Glassford	Larkhall
<b>West</b>		Philipshill extension (1117)		Strathaven	Stonehouse
				Glebe*	
<b>TOTAL NEW LAIRS AVAILABLE</b>	1772	1208	323	241	247
<b>AVERAGE NEW LAIRS</b>	122	68	37	10	31
<b>LIFE EXPECTANCY</b>	14.52	17.76	8.73	24.10	7.97



# Catchment areas of South Lanarkshire (Rural)

Clydesdale							
Group A	Group B	Group C	Group D	Group E	Group F	Group G	
Carnwath	Carluke	Carmichael	Biggar	Douglas	Lamington	Crawford/Kirkton	
Dolphinton	Lanark	Carstairs (2)	Coulter	Lesmahagow (2)	Roberton	Crawfordjohn	
Dunsyre	Springbank	Covington	Symington (2)		Wiston	Elvanfoot	
Walston		Libberton				Leadhills	
Wilsontown		Pettinain					
<b>TOTAL NEW LAIRS AVAILABLE</b>	<b>250</b>	<b>371</b>	<b>69</b>	<b>179</b>	<b>170</b>	<b>164</b>	<b>147</b>
<b>AVERAGE NEW LAIRS</b>	10	25	6	8	27	3	3
<b>LIFE EXPECTANCY</b>	25.00	14.84	11.50	22.38	6.30	54.67	49.00

# Cremation Service Type

There were 3 different types of services offered at the crematorium and we looked at the uptake of each service type and this provided the following data:

Service Type	% of uptake (2022)
• Full services (1 hour slot)	80%
• Half Services (30 minute slot)	22%
• Direct Cremation (no attendance)	5%

This data showed the direct cremation slots which are timed at 8am and 8:15am were very low in uptake. It was proposed to change the format of the services offered at 8am and 8:15am to allow for an additional option:

- Retain the direct cremation (no mourners, or tributes), but lower the cost assisting with the financial burden faced by families.
- Create an additional option of a simple service to include entry and exit music, a poem or short eulogy, and a maximum of 10 mourners.
- These options are now being offered at the same time of 8am and 8:15am on the usual first come first served basis. These changes are being monitored currently to determine level of interest and take up of the additional options. It is hoped these changes will enhance the crematorium service provision and increase revenue. This will be continually monitored to ensure it is working for the bereaved and the Local Authority.

# Breakdown of service time uptake

2022	Jan	Feb	Mar	Apr	May	Jun	Jul	Aug	Sep	Oct	Nov	Dec	Total
Full Services	138	143	152	138	142	134	118	147	111	119	137	128	1607
Availability	149	156	177	167	170	170	167	177	170	167	170	160	2000
Percentage	93%	92%	86%	83%	84%	79%	71%	83%	65%	71%	81%	80%	80%
Half Services	17	15	9	11	14	14	5	8	7	7	3	14	124
Availability	42	44	50	47	48	48	47	50	48	47	48	45	564
Percentage	40%	34%	18%	23%	29%	29%	11%	16%	15%	15%	6%	31%	22%
Direct Services	3	2	0	1	1	1	1	3	3	3	2	6	26
Availability	38	40	46	42	44	44	42	46	44	42	44	40	512
Percentage	8%	5%	0%	2%	2%	2%	2%	7%	7%	7%	5	15%	5%

\*Numbers shown above are inclusive of memorial services



# Cemetery Investment





# Crematorium Investment

