



Fifepartnership strengthening Fife's future

Driver CPC Training with Fife Council, Highland Council & Moray Council Quality Training with Approved Instructors

Fifepartnership can now offer a range of approved training courses for public sector and road haulage operators.

Typical Range of Courses on Offer:

- Digisimulator for Drivers
- Vehicle Checks & Defect Reporting
- Safe, Fuel Efficient Driving
- Vehicle Operator & Driver Licensing
- Awareness of Transport Health & Safety

Visit www.drivercpc.org



Econic CNG – Easy Body Installation



- Gas-Tanks 8x 80ltrs (640ltrs)
- 640ltrs gas \approx 110ltrs diesel
- Payload down by \approx 800kg

- Rigid and extremely strong tank protection frame for high safety standards – ECE R110
- Tanks are mounted in line with chassis frame
- Standard RCV bodywork can be accommodated




Econic CNG – Natural Gas

- Natural Gas (mainly methane CH₄) produces 20% less carbon than other fossil fuels plus less CO, NO_x & HC
- Can use Bio-Gas
- CO₂
≈ ltrs of fuel used
2.63kg of CO₂ are emitted from 1ltr of diesel
110ltrs diesel = 290kg CO₂
640ltrs / 96kg CNG = 231kg CO₂
- With estimated 20% CO₂ reduction
2.42kg of CO₂ are emitted from 1kg of CNG
or
0.36kg of CO₂ are emitted from 1ltr of CNG



Econic CNG – Engine Technology






COMPRESSED NATURAL GAS
HIGHLY FLAMMABLE
 NO SMOKING
 NO MOBILE PHONES
 SWITCH OFF ENGINE
IN CASE OF EMERGENCY
PUSH EMERGENCY STOP
FOR ASSISTANCE CALL
011 783 4909



Slow fill system - examples

£5-10k installed



Small slow-fill system
(Typically one car
overnight)
Size: 1.7 – 3.4 kg/hr
Sprinter: 20 – 40 km/hr
Eg Gasfill device -
8 hours running gives
100 miles range for single
Gasfill unit. Double Unit
gives 200 miles in 8
hours

£25-30k installed



Medium slow-fill
system
Size: 10-20 kg/hr
**Sprinter: 117 – 234
km/hr**
20 kg/hr for 8 hours
would give 160kg =
1872 km = 187 km
each for 10 Sprinters

£150-300k installed



Large slow-fill system
(Typically 15-30 buses or
refuse trucks overnight)
Size: 400-1,600 kg/hr
This is unlikely to be
used for Sprinters as there
is far too much gas. Unless
Sprinters share filling with
other vehicles such as
Econics

Overview Report

Clear
You Currently Have Selected: Debrief > By Drivers > F. Torres

Driver
Vehicle
Debrief
Incidents
My Page

Debrief ▲▼

F. Aurello
J. Carragher
A. Dossena
S. Gerrard
F. Torres

View By ▲▼

Drivers
Groups

Time Period; Last

Day Week Month

Date Range
(dd/mm/yy)

From

To


Incidents

Speed Offences ● 3

Total Idling ● 00h 34m 28s

CO₂ Target ● 54%

Incidents by Type



History

Miles Driven 410.90 mi

Hours Worked 07h 42m 51s

Hours Overtime 00h 58m 42s

Idling 02h 53m 13s

Braking 4 Incidents

Acceleration 6 Incidents

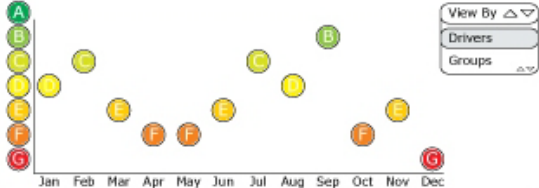
Speeding 8 Incidents

Average Cost/Mile £0.47

Driver Rating C

Last Debrief 22.03.2009

Performance to Date



View By ▲▼

Drivers
Groups

Efficiency Rating	Idling	Braking	Acceleration	Speeding	CANBus Readings
<p>More Efficient</p> <p>A A</p> <p>B B</p> <p>C C</p> <p>D D</p> <p>E E</p> <p>F F</p> <p>G G</p> <p>Less Efficient</p>	<p>Target A</p>	<p>Target</p> <p>E</p>	<p>Target</p> <p>B</p>	<p>Target</p> <p>E</p>	<p>E Cruise Control</p> <p>B Harsh Braking</p> <p>G Gear Usage</p> <p><input type="text"/></p>