

# **Safe Reversing in Refuse Street Collection**

**Bob Mason**

**Corporate Health & Safety Advisor  
Kettering Borough Council**

# Refuse Collection

- Why is it dangerous
- Who is responsible
- How to reduce the risks



# Why is it Dangerous



**Large vehicles, working in environments that often change has the potential to put collection crews and the public at risk of injury.**

**From 2001/02 to 2007/08, there have been 73 deaths in the waste and recycling industry.**



**MARGO BLAST FOR TV'S PANORAMA** 10



**BALD TRUTH OF SMASH & GRAB** 13

# WOMAN KILLED BY BIN WAGON



**TRAGEDY:** The Hyndburn Council wagon and the sidewalk in Rishton where Jean Eastwood was killed

**Police: Driver had reverse lights on and warning siren sounding**

A PENSIONER has died after being knocked down by a council bin wagon. Jean Eastwood, 66, was walking across a small alleyway near a car showroom in Harwood Road, Rishton, when she

was hit by a Hyndburn Council wagon. It is believed that she stepped into the path of the wagon as it was reversing. The

allegation leading to Garden Court at around 12.30pm on Friday. Hyndburn Council leader Peter Hurcliffe said: "This is a terrible tragedy and our thoughts

# What are the Hazards / Risks?

## Reversing Manoeuvres

### At Kettering –

- 600 planned manoeuvres per week
- 31200 per year
- **In UK -**
- 400+ District / Borough Councils
- 12 million + manoeuvres per year

**Potential for an accident is HIGH**

# What are the Hazards / Risks

**People are at Risk;**

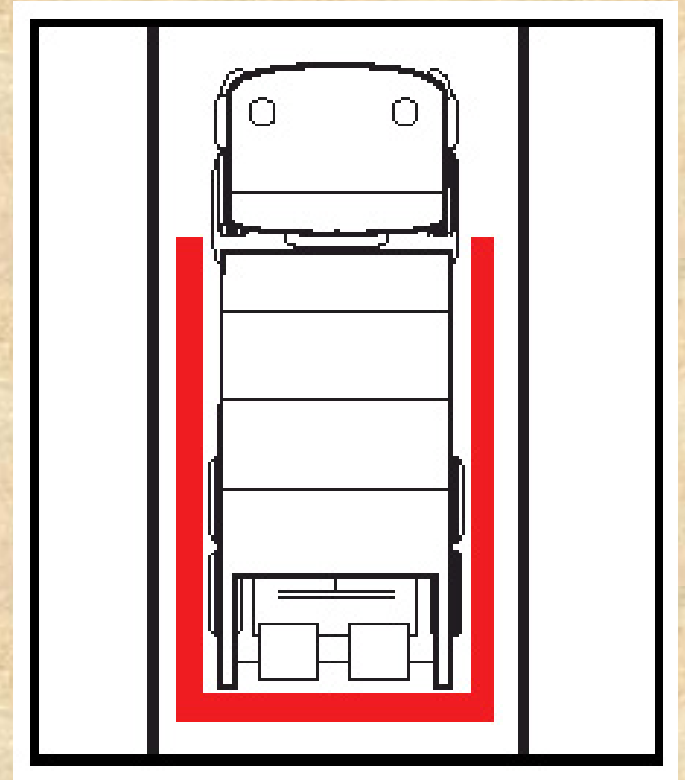
- **Collectors**
- **Children**
- **Persons with impaired sight or hearing**
- **Persons with limited mobility**
- **Motorists, cyclists, horse riders**
- **People in a hurry or just not concentrating**

**Entering the CRUSH ZONE**

# The Crush Zone

**The area immediately to the rear of the vehicle.**

**Any immovable surface and the sides of the vehicle, e.g walls, or other vehicles etc.  
(rolling injuries)**



# Who is Responsible?

- Local Authorities & Collection Providers
- LA's have a legal duty to provide a service for the collection of refuse from domestic properties.
- 400+ councils in the UK have this responsibility.
- Whether LA's use direct labour or contractors they have a responsibility both in law and morally to ensure collections are carried out in a safe manner.
- Collection Providers must ensure they manage collections safely.

# How to reduce the Risks.

- **Guidance;**
- **Waste & recycling vehicles in street collection**
- **Safe waste & recycling collection services**
  
- **Safe vehicles**
- **Safe systems of work**
- **Safe workers (direct / agency)**
- **Supervision and monitoring**

# How to reduce the Risks.

## Round Risk Assessments – each road

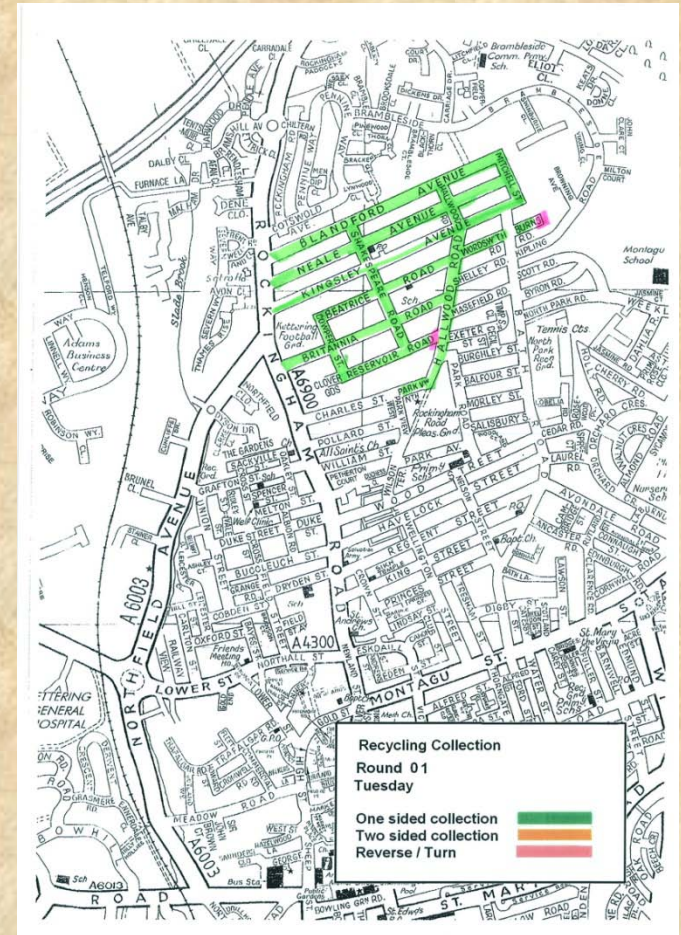
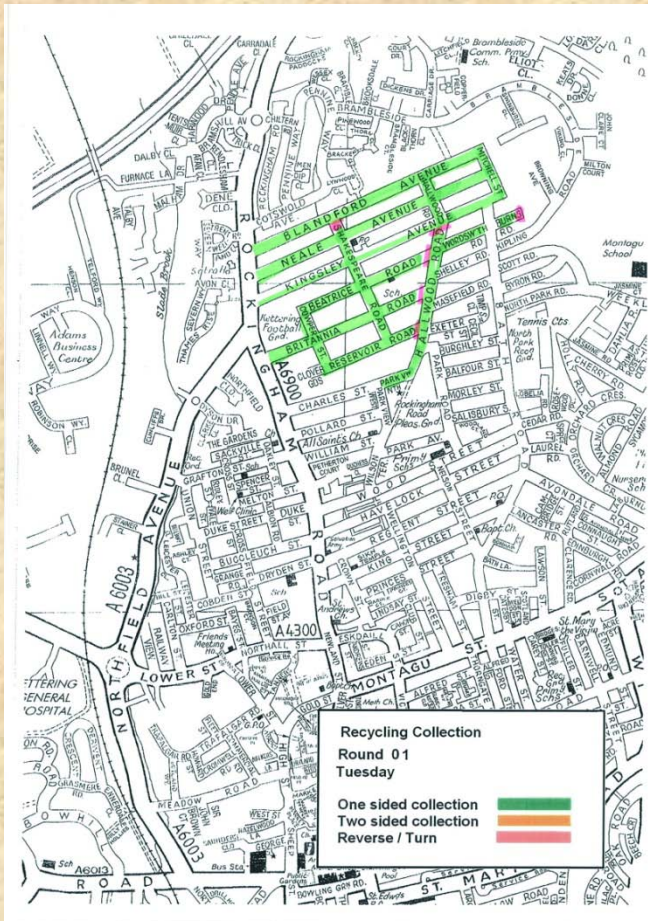
Gather information, identify the hazards and assess

- Eliminate reversing, change routes
- Reduce distances reversed
- Re-locate collection points
- Change collection methods,
- Plan collection times to avoid;  
busy times, school start / finish times,  
shopping areas during opening hours

# How to reduce the Risks.

**2 Drivers**

**6 or 2  
reverses**



**Inform your crews - Monitor them.**

# How to reduce the Risks.



**Reversing –  
If it is necessary  
Use  
Reversing  
Assistants**

**Reverse in –  
Load out**

**Train crews  
Monitor them**

# Get in a Safe Position





**Reversing Assistants  
need to see the driver**



**The Driver needs to see  
the Reversing Assistants**

**Driver does NOT Reverse until  
Reversing Assistants are in position  
and have signalled**



# All Clear – Signal to Reverse



# Signal - STOP



# Summary

- Reversing is high risk
- Round risk assessments
- Use reversing assistants
- Information & Training
- Monitoring is essential
- LA's and service providers are responsible
- **Make change and make the industry safe**

# Remember

**Mirrors & cameras can assist drivers**

**Sounders may warn persons**

**Neither can prevent persons encroaching  
the crush zone**

**STOP & THINK**

**If reversing cannot be avoided**

**use**

**Reversing Assistants**